


Form 70G

(April 2012)



The **ACT**[®]

2011 | 2012

M/S

In response to your recent request for Test Information Release materials, this booklet contains the test questions and conversion tables used in determining your ACT scores. Enclosed with this booklet is a report listing your answers to the ACT multiple-choice tests and the answer key.

If you wish to order a photocopy of your answer document—including, if you took the Writing Test, a copy of your written essay—please use the order form on the inside back cover of this booklet.

We hope that you will find this information helpful.

ACT[®]

P.O. BOX 168
IOWA CITY, IA 52243-0168

©2012 by ACT, Inc. All rights reserved.

NOTE: This booklet is covered by Federal copyright laws that prohibit the reproduction of the test questions without the express, written permission of ACT, Inc.



MATHEMATICS TEST

60 Minutes—60 Questions

DIRECTIONS: Solve each problem, choose the correct answer, and then fill in the corresponding oval on your answer document.

Do not linger over problems that take too much time. Solve as many as you can; then return to the others in the time you have left for this test.

You are permitted to use a calculator on this test. You may use your calculator for any problems you choose,

but some of the problems may best be done without using a calculator.

Note: Unless otherwise stated, all of the following should be assumed.

1. Illustrative figures are NOT necessarily drawn to scale.
2. Geometric figures lie in a plane.
3. The word *line* indicates a straight line.
4. The word *average* indicates arithmetic mean.

1. What is the value of x when $\frac{3x}{2} + 16 = 10$?

- A. -9
- B. -4
- C. 4
- D. 9
- E. 39

DO YOUR FIGURING HERE.

2. A bowl contains 100 jelly beans, of which 42 are red, 36 are blue, and 22 are green. What is the probability that a jelly bean picked at random from the bowl will NOT be red?

- F. $\frac{11}{50}$
- G. $\frac{9}{25}$
- H. $\frac{21}{50}$
- J. $\frac{29}{50}$
- K. $\frac{39}{50}$

3. For what value of x is the equation $3.6x + 7.99 = 1.03 - 2.4x$ true?

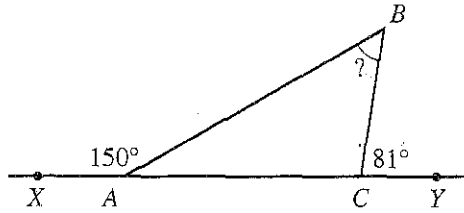
- A. -58
- B. -5.8
- C. -1.16
- D. 1.16
- E. 5.8



4. In the figure below, the measure of $\angle XAB$ is 150° ; the measure of $\angle YCB$ is 81° ; and X , A , C , and Y are collinear. What is the measure of $\angle B$?

DO YOUR FIGURING HERE.

- F. 30°
G. 51°
H. 60°
J. 69°
K. 77°



5. Which of the following numbers is a solution to $x^2 - 16 = 6x$?
- A. -8
B. 2
C. 4
D. $4 + \sqrt{6}$
E. 8
6. $|6 - 4| - |3 - 7| = ?$
- F. -6
G. -2
H. 2
J. 6
K. 20
7. Dakota bought a pair of shoes that had an original price of \$70.00. The store offered a 20% discount on the original price of the shoes, and Dakota paid 6% sales tax on the discounted price of the shoes. How much did Dakota pay for the shoes, including tax?
- A. \$51.80
B. \$52.64
C. \$59.36
D. \$60.20
E. \$79.80
8. What is the value of $x^2y^3 - xy^2 + x$ when $x = -3$ and $y = 2$?
- F. -63
G. -57
H. 57
J. 63
K. 81
9. A toy car travels at a constant rate of 11 inches every 5 seconds. At this rate, which of the following is closest to the number of feet the car travels in 2 minutes?
- A. 5
B. 13
C. 22
D. 24
E. 28



DO YOUR FIGURING HERE.

10. Dalia is taking inventory of cases of soda cans. There are 24 cans in a full case, and Dalia has 4 partially filled cases: 1 case is $\frac{1}{2}$ full, 1 case is $\frac{2}{3}$ full, and 2 cases are each $\frac{5}{6}$ full. How many soda cans are in the 4 partially filled cases?

F. 48
 G. 64
 H. 68
 J. 80
 K. 96

11. Each side of a square is 3 cm long. One vertex of the square is at (6,4) on a square coordinate grid marked in centimeter units. Which of the following points on the grid could be another vertex of the square?

A. (9, 4)
 B. (6, 3)
 C. (4, 5)
 D. (1,-5)
 E. (-3, 4)

12. Eduardo is making a cake with frosting. The recipe calls for $\frac{1}{8}$ teaspoon of vanilla extract for the cake and $\frac{3}{4}$ teaspoon of vanilla extract for the frosting. To make 2 cakes with frosting by doubling this recipe, how many teaspoons of vanilla extract does Eduardo need?

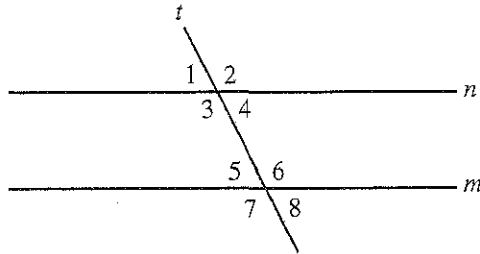
F. $\frac{2}{3}$
 G. $\frac{7}{8}$
 H. $\frac{7}{16}$
 J. $1\frac{1}{2}$
 K. $1\frac{3}{4}$

13. In the standard (x,y) coordinate plane, what is the midpoint of the line segment with endpoints (1,9) and (7,-3) ?

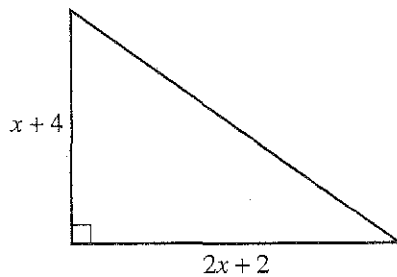
A. (-3,-6)
 B. (-1, 8)
 C. (4, 3)
 D. (5, 2)
 E. (8, 6)



14. In the plane shown in the figure below, lines m and n are cut by transversal line t . The 8 angles at the intersections of these lines are labeled. Which of the following statements, when it is true, CANNOT always be used to prove that lines m and n are parallel?



- F. $\angle 1 \cong \angle 5$
 G. $\angle 1 \cong \angle 7$
 H. $\angle 1 \cong \angle 8$
 J. $\angle 2 \cong \angle 7$
 K. $\angle 4 \cong \angle 5$
15. The dimensions of the right triangle shown below are in feet. What is the area, in square feet, of the triangle?



- A. $x^2 + 4$
 B. $x^2 + 8$
 C. $x^2 + 5x + 4$
 D. $2x^2 + 8$
 E. $8x^2$
16. If $f(x) = x^2 - x + 1$, what is $f(-3)$?
- F. -11
 G. -5
 H. 7
 J. 10
 K. 13
17. What is the length, in feet, of the side of a square whose area, in square feet, is equal to the area of a 25-foot-by-16-foot rectangle?
- A. $\sqrt{41}$
 B. $2\sqrt{10}$
 C. 9
 D. 20
 E. 400

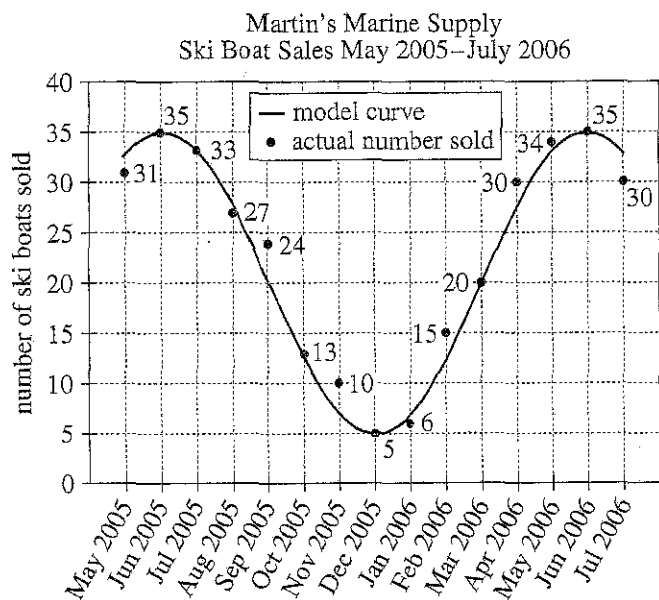
DO YOUR FIGURING HERE.



Use the following information to answer questions 18–20.

DO YOUR FIGURING HERE.

The graph below shows the number of ski boats sold each month by Martin's Marine Supply. The number near each point is the actual number of ski boats sold for the month corresponding with the point. The curve represents a model equation that comes close to fitting the actual numbers sold by month.



18. One of the following is the value for September 2005 on the model curve. Which one?

F. 5
G. 20
H. 24
J. 27
K. 35

19. What is the average number of ski boats actually sold per month between and including the months of January 2006 and April 2006?

A. $13\frac{2}{3}$
B. $15\frac{1}{4}$
C. $16\frac{3}{4}$
D. $17\frac{3}{4}$
E. $21\frac{2}{3}$



20. During the period shown in the graph, each ski boat sold for exactly \$30,000 before sales tax. On January 1, 2006, the sales tax was increased from 6% to 7%. How much more was the total sales tax on the actual number of ski boats sold in July 2006 than on the actual number sold in July 2005 ?

F. \$3,600
 G. \$5,400
 H. \$6,300
 J. \$9,000
 K. \$9,900

DO YOUR FIGURING HERE.

21. For nonzero real numbers a , b , and c , the expression

$\frac{a^5 b^3 c^4}{5a^2 b^7 c}$ is equivalent to:

A. $\frac{a^3 c^3}{5b^4}$
 B. $\frac{a^3 c^4}{5b^4}$
 C. $\frac{a^3 b c^4}{5ab^4 c}$
 D. $\frac{(abc)^{12}}{(5abc)^9}$
 E. $5a^7 b^{10} c^5$

22. Akiko's average heart rate is 70 beats per minute. In scientific notation, how many times would her heart beat in 24 hours?

F. 1.44×10^3
 G. 1.68×10^3
 H. 4.2×10^3
 J. 1.008×10^4
 K. 1.008×10^5

23. The lengths of the 3 sides of a triangle are in the ratio 5:6:9. The perimeter of the triangle is 100 inches. What is the length, in inches, of the longest side of the triangle?

A. 10
 B. 25
 C. 30
 D. 45
 E. 50



24. Given that $\sin A = \frac{20}{25}$, which of the following values could $\tan A$ equal?

F. $\frac{5}{20}$
G. $\frac{15}{20}$
H. $\frac{20}{15}$
J. 4
K. 5

DO YOUR FIGURING HERE.

25. Which of the following sets of 3 numbers could be the side lengths, in meters, of a right triangle?

A. 1, 1, 1
B. 2, 3, 5
C. 3, 4, 7
D. 4, 9, 13
E. 6, 8, 10

26. When graphed in the standard (x,y) coordinate plane, the line $2x + 3y - 1 = 0$ has a slope of:

F. -2
G. $-\frac{2}{3}$
H. $\frac{2}{3}$
J. $\frac{3}{2}$
K. 2

27. Which of the following expressions is equivalent to $(2x^2 + x + 3) + (2x + 1) + (3x - 1) - (2x + 2x + 2x)$?

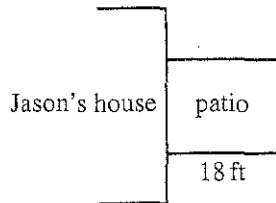
A. $2x^2 + 8x + 3$
B. $2x^2 + 2x + 3$
C. $2x^2 + 3$
D. $8x + 3$
E. $2x + 3$



Use the following information to answer questions 28–30.

DO YOUR FIGURING HERE.

Jason will have a rectangular concrete patio constructed beside his house, as shown below. The patio will have a length of 18 feet, and the top surface of the patio will have an area of 270 square feet. The patio will be constructed so that one side of the patio is against a side of Jason's house.

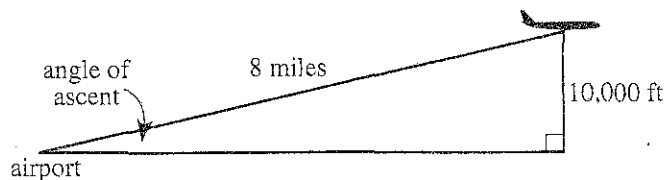


28. The patio will have a thickness of 6 inches. The patio will consist of how many cubic feet of concrete?
- F. 45
G. 90
H. 108
J. 117
K. 135
29. Jason chooses Tully's Concrete Finishing to seal his patio. Tully's Concrete Finishing uses the formula $C = 3.5A + 120$ to calculate the charge, C dollars, to seal a patio, where A square feet is the area of the top surface of the patio. What will be the charge for sealing Jason's patio?
- A. \$ 483
B. \$ 945
C. \$1,065
D. \$1,128
E. \$1,365
30. Jason will plant shrubs along the portion of the perimeter of the patio that is NOT against his house. What is the length, in feet, of that portion?
- F. 33
G. 43.5
H. 48
J. 51
K. 66



31. An airplane taking off from an airport climbs at a constant angle of ascent so that it will reach an altitude of 10,000 feet when the airplane has flown 8 miles, as illustrated in the figure below. Which of the following expressions gives the angle of ascent?

(Note: 1 mile = 5,280 feet)



DO YOUR FIGURING HERE.

- A. $\text{Arcsin}\left(\frac{8}{10,000}\right)$
- B. $\text{Arctan}\left(\frac{10,000}{8(5,280)}\right)$
- C. $\text{Arcsin}\left(\frac{10,000}{8(5,280)}\right)$
- D. $\text{Arccos}\left(\frac{10,000}{8(5,280)}\right)$
- E. $\text{Arctan}\left(\frac{8(5,280)}{10,000}\right)$
32. Which of the following inequalities orders the 4 numbers $\sqrt{3}$, $1\frac{5}{6}$, 1.6, and $\frac{5}{3}$ from largest to smallest?
- F. $1\frac{5}{6} > \sqrt{3} > \frac{5}{3} > 1.6$
- G. $1\frac{5}{6} > \frac{5}{3} > 1.6 > \sqrt{3}$
- H. $1\frac{5}{6} > \sqrt{3} > 1.6 > \frac{5}{3}$
- J. $\frac{5}{3} > 1\frac{5}{6} > \sqrt{3} > 1.6$
- K. $\sqrt{3} > 1\frac{5}{6} > \frac{5}{3} > 1.6$
33. What is the 7th term of the geometric sequence 1, -2, 4, -8, ... ?
- A. -32
- B. -10
- C. 16
- D. 56
- E. 64
34. The hypotenuse of $\triangle POM$ is \overline{PM} . Which of the following statements could be true about $\triangle POM$?
- F. $\overline{MO} \cong \overline{OP}$
- G. $\overline{MP} \cong \overline{OP}$
- H. $\angle M$ is a right angle.
- J. The 3 sides of $\triangle POM$ are congruent.
- K. The 3 interior angles of $\triangle POM$ are congruent.



35. Let $\triangle ABC$ and $\triangle DEF$ be similar triangles such that the scale factor of $\triangle ABC$ to $\triangle DEF$ is $\frac{2}{3}$. The perimeter of $\triangle ABC$ is 20 inches. What is the perimeter of $\triangle DEF$, in inches?

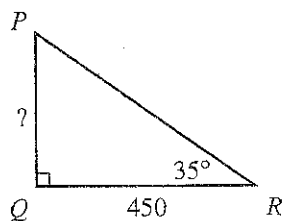
- A. 13
B. 25
C. 30
D. 40
E. 45

36. Planter's Greenhouse estimates its profit by subtracting its overhead costs from 40% of its net sales. Which of the following equations represents this relationship between estimated profit (P), net sales (S), and overhead costs (C) of Planter's Greenhouse?

- F. $P = \frac{40}{100}C - S$
G. $P = \frac{40}{100}S - C$
H. $P = S - \frac{40}{100}C$
J. $P = 40C - S$
K. $P = 40S - C$

37. In right triangle $\triangle PQR$ shown below, \overline{QR} is 450 feet long and the measure of $\angle R$ is 35° . What is the length, in feet, of \overline{PQ} ?

- A. $450 \sin 35^\circ$
B. $450 \tan 35^\circ$
C. $\frac{450}{\sin 35^\circ}$
D. $\frac{450}{\cos 35^\circ}$
E. $\frac{450}{\tan 35^\circ}$



38. Which of the following is equivalent to $\frac{5+3x}{2} - 3 > 0$?

- F. $x > 0$
G. $x > \frac{1}{3}$
H. $x > 1$
J. $x > 3$
K. $x > 6$

DO YOUR FIGURING HERE.



DO YOUR FIGURING HERE.

39. Sofia and Lance are contributing a total of \$2,500 per year to help their nephew pay for college. Each year, Lance contributes $1\frac{1}{2}$ times the amount Sofia contributes. What is the amount, in dollars, Lance will contribute over a period of 4 years?

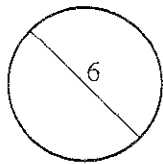
A. \$1,250
 B. \$1,875
 C. \$4,000
 D. \$5,000
 E. \$6,000

40. Which of the following is the least common denominator for $\frac{1}{x^2-4} + \frac{1}{4x-8}$?

F. $(x-2)$
 G. $4(x+2)$
 H. $(x-2)(x+2)$
 J. $4(x-2)(x+2)$
 K. $4(x-2)^2(x+2)$

41. The circle shown below has a diameter of 6 cm. What is the area, in square centimeters, of the circle?

A. 3π
 B. 6π
 C. 9π
 D. 12π
 E. 36π



42. Which of the following is an equation of the line that passes through $(10, -2)$ and $(-2, -5)$ in the standard (x, y) coordinate plane?

F. $y = \frac{1}{4}x - \frac{9}{2}$
 G. $y = \frac{1}{4}x - \frac{1}{2}$
 H. $y = \frac{1}{4}x - 2$
 J. $y = -\frac{1}{4}x - \frac{1}{2}$
 K. $y = -\frac{1}{4}x + \frac{9}{2}$

43. A health club surveyed 175 members about which types of equipment they had used in the past month. Of the 175 members, 117 had used treadmills, 89 had used stationary bikes, and 53 had used both types of equipment. Some members had used neither type of equipment. Of the 175 members, how many had used treadmills, stationary bikes, or both?

A. 53
 B. 81
 C. 122
 D. 134
 E. 153



44. What is the largest 2-digit integer that is divisible by 7 and is a multiple of 3 ?

F. 21
 G. 42
 H. 84
 J. 98
 K. 105

DO YOUR FIGURING HERE.

45. In the standard (x,y) coordinate plane, the line $y = \frac{1}{4}x + 6$ is perpendicular to the line:

A. $y = -4x + 6$
 B. $y = 4x + 6$
 C. $y = -\frac{1}{4}x + 6$
 D. $y = \frac{1}{4}x - 6$
 E. $y = \frac{1}{4}x$

46. An emergency helicopter is located 2 miles north and 4 miles east of City Center. There is an emergency 22 miles south and 6 miles west of City Center. Which of the following is the distance, in miles, between the helicopter and the emergency?

F. 20
 G. 22
 H. 24
 J. 26
 K. 34

47. The 3 statements given below are all true about certain positive integers x , y , and z .

1. x is an even prime number
2. $6 < y < 9$
3. z is a perfect square such that $10 < z < 20$

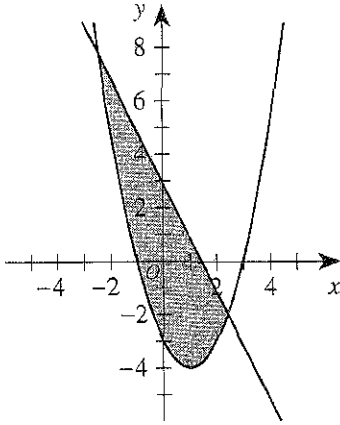
Which of the following integers could be the value of $\frac{yz}{x}$?

A. 4
 B. 32
 C. 48
 D. 56
 E. 72



48. The shaded region in the standard (x,y) coordinate plane below is bounded by a parabola and a line. The shaded region and its boundary is the solution set of which of the following systems of inequalities?

DO YOUR FIGURING HERE.



- E. $\begin{cases} y \geq -2x + 3 \\ y \leq x^2 - 2x - 3 \end{cases}$
- G. $\begin{cases} y \leq -2x + 3 \\ y \geq x^2 - 2x - 3 \end{cases}$
- H. $\begin{cases} y \leq -2x + 3 \\ y \leq x^2 - 2x - 3 \end{cases}$
- J. $\begin{cases} y \geq -2x - 3 \\ y \leq x^2 - 2x + 3 \end{cases}$
- K. $\begin{cases} y \leq -2x - 3 \\ y \geq x^2 - 2x + 3 \end{cases}$

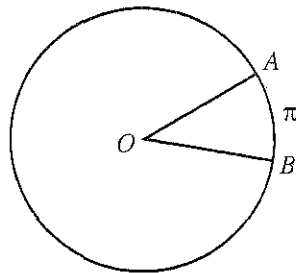
49. What is the value of y in the solution of the system of equations below?

$$\begin{aligned} x + y &= -a \\ x - y &= b \end{aligned}$$

- A. $-\left(\frac{a+b}{2}\right)$
- B. $b - a$
- C. $\frac{b-a}{2}$
- D. $a + b$
- E. $\frac{a-b}{2}$



50. In the circle shown below, central angle $\angle AOB$ measures 45° , and arc \widehat{AB} is π centimeters long. How many centimeters long is the circle's radius?



- F. 2
G. 4
H. 8
J. 16
K. $4\sqrt{2}$

DO YOUR FIGURING HERE.

51. The solution to $ax = b$ is $x = 3$. The solution to $ax - 2 = b$ is $x = 8$. What is the value of a ?


- A. $\frac{2}{5}$
B. $\frac{2}{7}$
C. $\frac{3}{8}$
D. $\frac{8}{3}$
E. $\frac{8}{5}$

52. Consider the equation $x^2 - 6x + k = 0$. When solved for x , this equation will have exactly one real solution for which of the following values of k ?

- F. -9
G. -3
H. 6
J. 9
K. 36

53. In the distance that Molly pushed the wheelbarrow shown below, the wheel rotated $\frac{3\pi}{2}$ radians. The distance that Molly pushed the wheelbarrow is what fraction of the circumference of the wheel?

- A. $\frac{1}{4}$
B. $\frac{1}{2}$
C. $\frac{2}{3}$
D. $\frac{3}{4}$
E. $\frac{3}{2}$





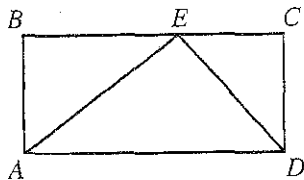
54. The domain of the function $f(x) = \frac{1}{100 - |x|}$ contains all real values of x EXCEPT:

DO YOUR FIGURING HERE.

- F. 0
 G. 0 and 100
 H. 0 and $\frac{1}{100}$
 J. $-\frac{1}{100}$ and $\frac{1}{100}$
 K. -100 and 100

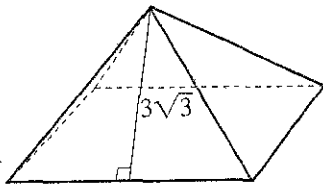
55. In the figure below, E lies $\frac{3}{5}$ of the way from B to C on rectangle $ABCD$. The area of $\triangle AED$ is what fraction of the area of rectangle $ABCD$?

- A. $\frac{1}{2}$
 B. $\frac{2}{3}$
 C. $\frac{2}{5}$
 D. $\frac{3}{5}$
 E. $\frac{3}{10}$



56. A right square pyramid with equilateral triangular faces is shown in the figure below. The slant height of the pyramid is $3\sqrt{3}$ inches. What is the total length, in inches, of all 8 edges of the pyramid?

- F. 12
 G. 21
 H. 24
 J. 36
 K. 48



57. A circle in the standard (x,y) coordinate plane intersects the x -axis at $(-7,0)$ and $(1,0)$. The radius of the circle is 5 coordinate units. Which of the following could be the center of the circle?

- I. $(-3,-3)$
 II. $(-3, 0)$
 III. $(-3, 3)$

- A. I only
 B. II only
 C. III only
 D. I and III only
 E. I, II, and III

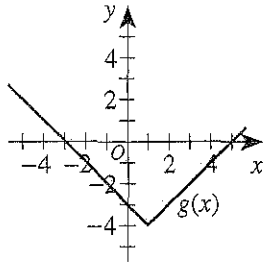
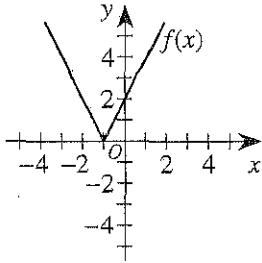


58. What percent of the *even* numbers from 2 to 50, inclusive, have a units digit that is twice the tens digit?

- F. 4%
- G. 5%
- H. 8%
- J. 16%
- K. 20%

DO YOUR FIGURING HERE.

59. The graphs of $f(x)$ and $g(x)$ are shown in the standard (x,y) coordinate planes below. One of the following expressions represents $g(x)$ in terms of $f(x)$. Which one?



- A. $\frac{1}{2}f(x-2) - 4$
- B. $\frac{1}{2}f(x-2) + 4$
- C. $\frac{1}{2}f(x+2) + 4$
- D. $f(x-2) - 4$
- E. $f(x+2) - 4$

60. A news anchor made the true statement below.

If it is raining, then the parade is canceled.

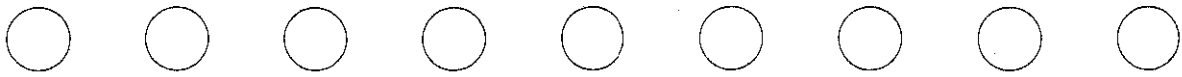
Which of the following statements is logically equivalent to the news anchor's statement?

- F. If it is not raining, then the parade is not canceled.
- G. The parade is canceled if and only if it is raining.
- H. If it is not raining, then the parade is canceled.
- J. If the parade is canceled, then it is raining.
- K. If the parade is not canceled, then it is not raining.

END OF TEST 2

STOP! DO NOT TURN THE PAGE UNTIL TOLD TO DO SO.

DO NOT RETURN TO THE PREVIOUS TEST.



SCIENCE TEST

35 Minutes—40 Questions

DIRECTIONS: There are seven passages in this test. Each passage is followed by several questions. After reading a passage, choose the best answer to each question and fill in the corresponding oval on your answer document. You may refer to the passages as often as necessary.

You are NOT permitted to use a calculator on this test.

Passage 1

A muscle *twitch* (a stimulus-contraction-relaxation cycle) is divided into 3 phases (the *latent period*, the *contraction phase*, and the *relaxation phase*) based on the timing of the stimulus and changes in the force generated by the muscle. Table 1 shows when each phase starts and ends.

Phase	Start	End
Latent period	Onset of stimulus occurs.	Force begins to increase.
Contraction phase	Force begins to increase.	Force begins to decrease.
Relaxation phase	Force begins to decrease.	Force stops decreasing.

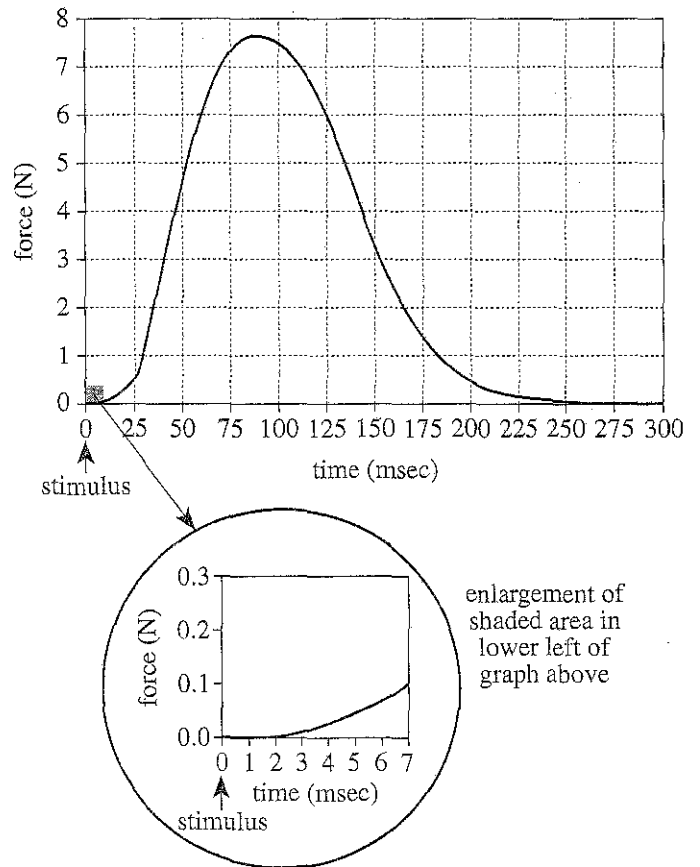


Figure 1

Figure 1 shows the force generated by an *adductor pollicis* (a thumb muscle) undergoing an *isometric twitch* (a twitch that does not change the muscle's length). In Figure 1, force is given in newtons (N) and time is given in milliseconds (msec).

Figure 1 adapted from R. F. Schmidt, *Fundamentals of Neurophysiology*, 3rd ed. ©1985 by Springer-Verlag.



1. According to Figure 1, over which of the following time periods of the isometric twitch of the adductor pollicis does the force generated by the adductor pollicis both increase and decrease?
 - A. 0–50 msec
 - B. 50–100 msec
 - C. 100–150 msec
 - D. 150–200 msec
2. Based on Table 1 and Figure 1, what is the correct order of the 3 phases of the isometric twitch of the adductor pollicis, from the phase with the shortest duration to the phase with the longest duration?
 - F. Latent period, contraction phase, relaxation phase
 - G. Latent period, relaxation phase, contraction phase
 - H. Contraction phase, relaxation phase, latent period
 - J. Contraction phase, latent period, relaxation phase
3. According to Figure 1, during the isometric twitch of the adductor pollicis, the time that elapses from the start of the twitch until the muscle contracts with the greatest force is closest to which of the following?
 - A. 30 msec
 - B. 90 msec
 - C. 150 msec
 - D. 210 msec
4. If an adductor pollicis is stimulated multiple times at a high frequency, it can undergo a *tetanic contraction* (a sustained muscle contraction that prevents relaxation). In this state, the muscle generates a force that is about 2 times the maximum force generated during an isometric twitch. Based on Figure 1, during a tetanic contraction, the muscle would generate a force of about:
 - F. 5 N.
 - G. 15 N.
 - H. 25 N.
 - J. 35 N.
5. According to Figure 1, during the isometric twitch of the adductor pollicis, the muscle begins to generate force at approximately which of the following times?
 - A. 2 msec before the stimulus occurs
 - B. 10 msec before the stimulus occurs
 - C. 2 msec after the stimulus occurs
 - D. 10 msec after the stimulus occurs

Passage II

In August, the ozone (O_3) content of the stratosphere above Antarctica begins to decrease, reaching a minimum around October 15. Over this period, winds surrounding this *ozone hole* keep it isolated from adjacent areas where the air has greater O_3 content. In late October, the winds weaken, causing the O_3 content of the air in the ozone hole to increase again as this air mixes with the air from adjacent areas. Figures 1 and 2 show how the air temperature and O_3 partial pressure (a measure of O_3 content), respectively, changed with altitude in a portion of the stratosphere above a location in Antarctica on September 15, October 15, and November 15, 2000.

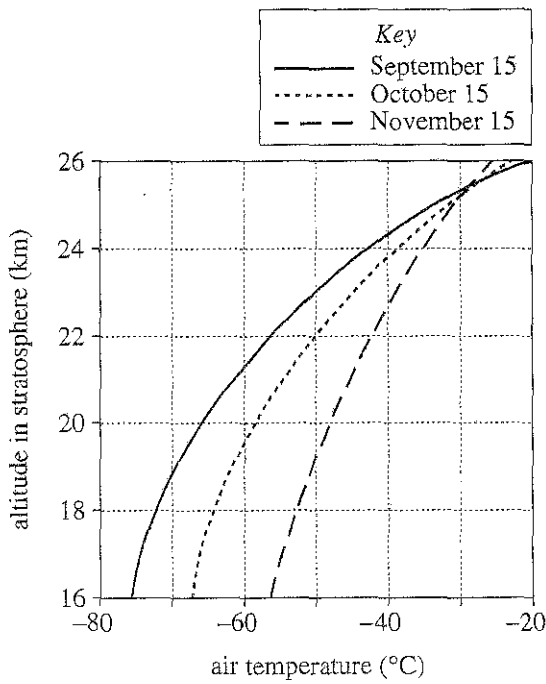


Figure 1

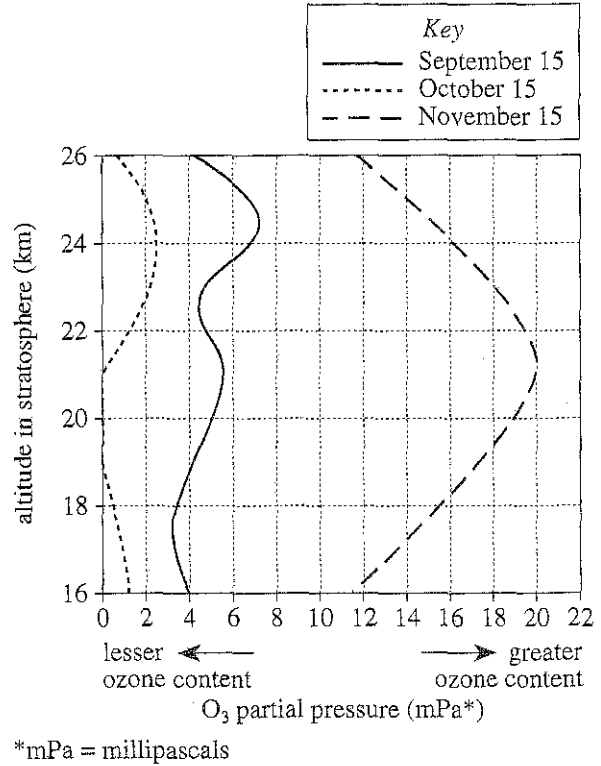


Figure 2

Figures adapted from O. Troshichev and I. Gabris, "Effects of Solar UV Irradiation on Dynamics of Ozone Hole in Antarctica." ©2005 by Elsevier, Ltd.



6. According to Figure 2, on October 15, 2000, the O_3 partial pressure was zero for all altitudes in which of the following ranges?
- F. 18 km–20 km
 - G. 19 km–21 km
 - H. 20 km–22 km
 - J. 21 km–23 km
7. According to Figure 2, over the altitude range from 16 km to 26 km, what was the approximate maximum value of the O_3 partial pressure on September 15, 2000, and November 15, 2000, respectively?
- | | <u>September 15</u> | <u>November 15</u> |
|----|---------------------|--------------------|
| A. | 2 mPa | 7 mPa |
| B. | 7 mPa | 20 mPa |
| C. | 20 mPa | 2 mPa |
| D. | 20 mPa | 7 mPa |
8. According to Figure 1, of the following altitudes, at which one did the air temperature vary the *least* from October 15, 2000, to November 15, 2000?
- F. 22 km
 - G. 23 km
 - H. 24 km
 - J. 25 km
9. Consider the information in the passage about the annual changes in O_3 content in the stratosphere above Antarctica. Based on this information and Figure 2, on October 1, 2000, at an altitude of 18 km above the location in Antarctica, the O_3 partial pressure would most likely have been:
- A. less than 4 mPa.
 - B. between 4 mPa and 5 mPa.
 - C. between 6 mPa and 7 mPa.
 - D. greater than 7 mPa.
10. Consider the ultraviolet radiation that reached the location in Antarctica on September 15, 2000, on October 15, 2000, and on November 15, 2000, after having passed through the stratosphere. Based on Figure 2, on which of the 3 dates was the intensity of the radiation greatest?
- F. September 15, because the O_3 partial pressure averaged over the altitudes from 16 km to 26 km was the least on that date.
 - G. October 15, because the O_3 partial pressure averaged over the altitudes from 16 km to 26 km was the greatest on that date.
 - H. October 15, because the O_3 partial pressure averaged over the altitudes from 16 km to 26 km was the least on that date.
 - J. November 15, because the O_3 partial pressure averaged over the altitudes from 16 km to 26 km was the greatest on that date.

**Passage III**

In a chemistry class, the teacher placed a beaker containing a clear green liquid on a heat source. Over the next 12 min, the volume of the liquid steadily decreased and the liquid darkened in color. At 12 min, a white solid appeared that floated on top of the remaining liquid. At 16 min, all of the liquid was gone and only the white solid remained.

The teacher asked 4 students to provide explanations for what occurred over the 16 min.

Student 1

The beaker initially contained a solution made by dissolving a white solid in a pure, green solvent. Over the first 12 min, the solvent evaporated, causing the concentration of the dissolved solid to increase. At 12 min, the volume of solvent had decreased to a point at which the solid was no longer soluble, so it started to exit the solution. At 16 min, all of the solvent had evaporated.

Student 2

The beaker initially contained a solution made by dissolving a white solid in a pure, colorless solvent. Each molecule of the dissolved solid paired with (but did not react with) a solvent molecule to form a green-colored *solute-solvent complex* (SSC). Over the first 12 min, the solvent evaporated, causing the concentration of the SSC to increase. At 12 min, the volume of solvent had decreased to a point at which the solid was no longer soluble, so it started to exit the solution. At 16 min, all of the solvent had evaporated.

Student 3

The beaker initially contained a solution made by dissolving a green solid in a pure, colorless solvent. Over the first 12 min, the solvent evaporated, causing the concentration of the dissolved solid to increase. At 12 min, the high concentration and heat caused all of the dissolved solid to instantly react with some of the solvent to form an insoluble white solid. At 16 min, all of the remaining solvent had evaporated.

Student 4

The beaker initially contained a pure, green liquid. Over the first 12 min, the liquid slowly decomposed, but did not evaporate. At 12 min, the volume of liquid had decreased to a point at which the product of the decomposition was no longer soluble, so it started to exit the solution. At 16 min, all of the green liquid had decomposed.

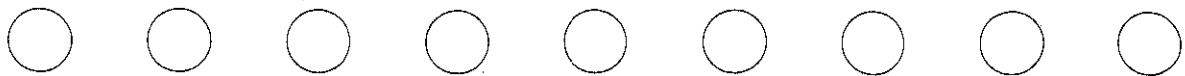
11. Which of the students would agree that, before heating, the liquid in the beaker was a mixture of substances?
 - A. Student 1 only
 - B. Student 4 only
 - C. Students 1, 2, and 3 only
 - D. Students 1, 2, and 4 only

12. Based on Student 1's explanation, why did the volume of the liquid decrease over the first 12 min of heating?
 - F. Heat caused an SSC to form.
 - G. Heat caused a liquid to decompose into a solid.
 - H. Heat caused a solid to be converted to a liquid.
 - J. Heat caused a liquid to be converted to a gas.

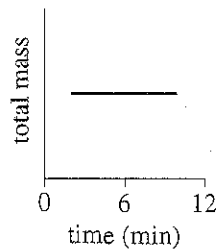
13. Based on the description of the teacher's demonstration, was the density of the white solid that formed at 12 min less than or greater than the density of the remaining green liquid?
 - A. Less, because the solid did not sink in the liquid.
 - B. Less, because the solid sank in the liquid.
 - C. Greater, because the solid did not sink in the liquid.
 - D. Greater, because the solid sank in the liquid.

14. A chemist claimed that, in absence of a solute, NONE of the known liquids are green in color. This claim is *inconsistent* with the explanation(s) given by which of the students?
 - F. Student 4 only
 - G. Students 1 and 4 only
 - H. Students 2 and 3 only
 - J. Students 1, 2, and 3 only

15. Do Students 1 and 3 differ in their explanations of the source of the liquid's green color?
 - A. No; both students claim that the source is a dissolved solid.
 - B. No; both students claim that the source is a solvent.
 - C. Yes; Student 1 claims that the source is a dissolved solid, whereas Student 3 claims that the source is a solvent.
 - D. Yes; Student 1 claims that the source is a solvent, whereas Student 3 claims that the source is a dissolved solid.



16. Suppose the total mass of the beaker and contents was monitored from time = 2 min to time = 10 min during the heating and that the results were plotted in the graph shown below.



These results would have been most consistent with the explanation given by which student?

- F. Student 1
- G. Student 2
- H. Student 3
- J. Student 4

17. Suppose that after the demonstration, a colorless liquid had been mixed with the solid remaining in the beaker and the liquid then turned green. This observation would have been most consistent with the explanation given by which student?

- A. Student 1
- B. Student 2
- C. Student 3
- D. Student 4

Passage IV

Scientists investigated the effect of ultraviolet-B radiation (UV-B) on the eggs of 3 species of amphibians: *Hyla regilla*, *Rana cascadae*, and *Bufo boreas*. *H. regilla* populations are stable, but *R. cascadae* and *B. boreas* populations are declining.

Experiment 1

First, 1,800 newly laid eggs of *H. regilla* were collected from a high mountain lake. Next, 150 of the eggs were placed in each of 12 artificial enclosures: 4 that were covered with a filter, FB, that blocked UV-B; 4 that were covered with a filter, FT, that transmitted UV-B; and 4 that were not covered with any filter. Then, a set of these 3 types of enclosures was placed in the lake at each of 4 sites. All of the above procedures were repeated for the other 2 species. The enclosures were monitored until all the eggs had either hatched or died. The percent of total eggs that hatched for each species and type of enclosure is shown in Figure 1.

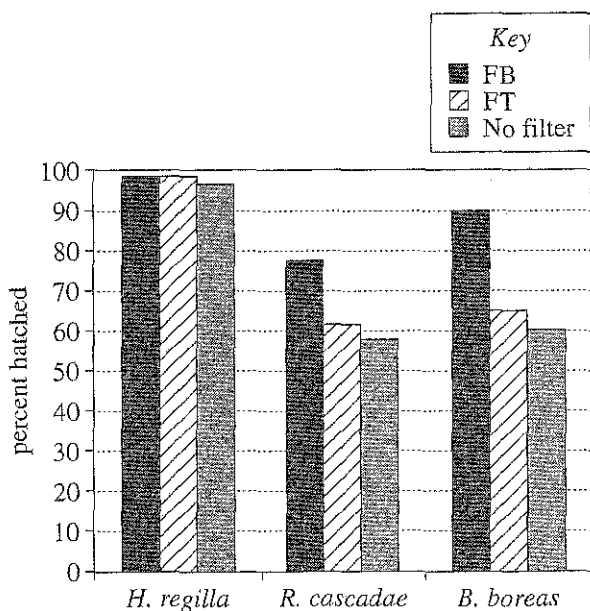


Figure 1

Experiment 2

Additional *B. boreas* eggs were collected and divided into 8 groups (Groups 1–8), each containing 30 eggs. Group 1 was not exposed to UV-B. Groups 2–8 were each exposed to a single dose of UV-B between 820 joules per square meter (J/m^2) and 4,100 J/m^2 (see Table 1). The percent of eggs that were surviving in each group was recorded each day for 10 days (see Figure 2).

Group	UV-B dose (J/m^2)
1	0
2	820
3	1,368
4	1,915
5	2,460
6	2,730
7	3,550
8	4,100

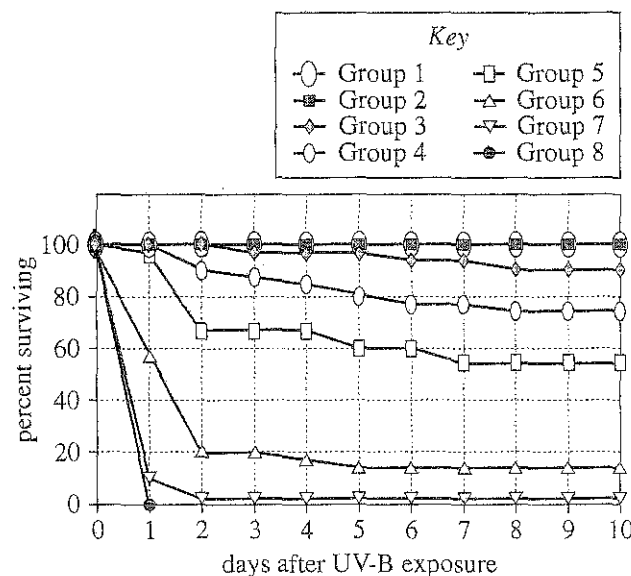


Figure 2

Table 1 and Figure 2 adapted from J. Herkovits, J. L. D'Eramo, and O. Fridman, "The Effect of UV-B Radiation on *Bufo arenarum* Embryos Survival and Superoxide Dismutase Activity." ©2006 by MDPI.



Experiment 3

UV-B damages cells by causing *cyclobutane pyrimidine dimers* (CBPDs) to be produced in their DNA. *Photolyase* is an enzyme found in some cells that repairs DNA by removing CBPDs. The *photolyase activity* (the rate at which CBPDs are removed from DNA) present in the eggs of each of the 3 species was recorded (see Figure 3).

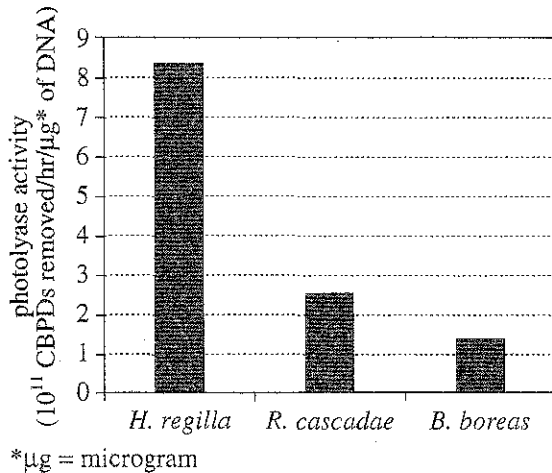


Figure 3

Figures 1 and 3 adapted from Andrew R. Blaustein et al., "UV Repair and Resistance to Solar UV-B in Amphibian Eggs: A Link to Population Declines?" ©1994 by the National Academy of Sciences of the United States of America.

18. According to the results of Experiment 2, for which of the following groups did the percent of eggs surviving decrease more over the first day after exposure than over any subsequent day after exposure?
- Group 2
 - Group 4
 - Group 5
 - Group 7
19. According to the results of Experiment 2, as the dose of UV-B increased from 820 J/m^2 to $4,100 \text{ J/m}^2$, how did the percent of *B. boreas* eggs that were surviving 10 days after UV-B exposure vary with dose?
- Increased only
 - Decreased only
 - Increased, then decreased
 - Decreased, then increased
20. According to the results of Experiment 1, eggs of which of the 3 species suffered less than 5% mortality when exposed to UV-B?
- H. regilla* only
 - H. regilla* and *B. boreas* only
 - R. cascadae* and *B. boreas* only
 - H. regilla*, *R. cascadae*, and *B. boreas*
21. Based on the results of Experiment 3, did *H. regilla* or *B. boreas* exhibit a greater rate of removal of CBPDs?
- H. regilla*, because the photolyase activity was lower for *H. regilla* than for *B. boreas*.
 - H. regilla*, because the photolyase activity was higher for *H. regilla* than for *B. boreas*.
 - B. boreas*, because the photolyase activity was lower for *B. boreas* than for *H. regilla*.
 - B. boreas*, because the photolyase activity was higher for *B. boreas* than for *H. regilla*.
22. Following the experiment, the scientists wanted to calculate how many more *B. boreas* eggs hatched in enclosures with FBs than in enclosures with no filters. Based on the results of Experiment 1, which of the following expressions gives this number?
- $(0.90 \div 600) + (0.60 \div 600)$
 - $(0.90 \times 600) - (0.60 \times 600)$
 - $(0.90 - 600) \times (0.60 - 600)$
 - $(0.90 + 600) + (0.60 + 600)$
23. A scientist suggested that the decline in some amphibian populations is caused by an increase in UV-B exposure. Experiment 1 provided which of the following pieces of evidence in support of this hypothesis? For *R. cascadae* and *B. boreas* the percent hatched was:
- greater for enclosures with FBs than for enclosures with FTs, whereas for *H. regilla* the percent hatched for enclosures with FBs was the same as for enclosures with FTs.
 - less for enclosures with FBs than for enclosures with FTs, whereas for *H. regilla* the percent hatched for enclosures with FBs was the same as for enclosures with FTs.
 - the same for enclosures with FBs as for enclosures with FTs, whereas for *H. regilla* the percent hatched was greater for enclosures with FBs than for enclosures with FTs.
 - the same for enclosures with FBs as for enclosures with FTs, whereas for *H. regilla* the percent hatched was less for enclosures with FBs than for enclosures with FTs.

Passage V

In an enclosed space, an aqueous salt solution produces an atmosphere that has a constant relative humidity (*RH*). Chemists did 3 experiments to study this phenomenon using 5 identical apparatuses. One of the 5 is shown in Figure 1.

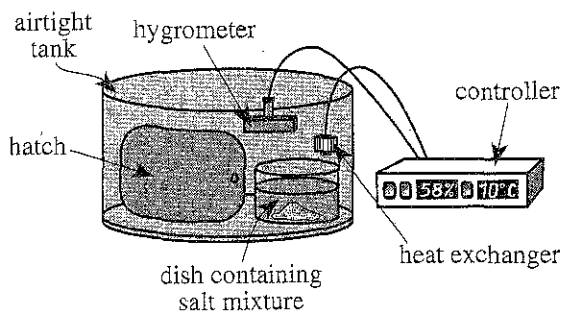


Figure 1

A hatch could be opened to place a dish containing a *salt mixture* (solid salt in an aqueous solution of the salt) in the airtight tank. A heat exchanger could increase or decrease the temperature in the tank. A *hygrometer* measured the *RH* in the tank and the *aqueous tension* (a measure of the tendency of the H_2O to evaporate from a solution) of the salt mixture in the tank. The controller regulated the temperature and recorded the hygrometer readings.

Experiment 1

On Day 1, in preparation for the experiment, a drying agent was placed in each tank. Then, 5 salt mixtures were made by placing an excess of a salt in H_2O . The mixtures were stirred overnight.

By Day 2, the *RH* in each tank was 0.0%, so the drying agent was removed from each tank. Then, 5 dishes, each containing 1 of the 5 salt mixtures, were placed in separate tanks. The temperature in each tank was adjusted to a constant $10^\circ C$. By Day 3, the *RH* and the aqueous tension had each reached a constant value in each tank (see Table 1).

Tank	Salt in mixture	<i>RH</i> (%)	Aqueous tension (torr)
1	KOH	13	1.2
2	K_2SO_4	98	9.0
3	$MgCl_2$	34	3.1
4	$Mg(NO_3)_2$	57	5.2
5	NaCl	76	7.0

Experiment 2

Experiment 1 was repeated except that the temperature in each tank was maintained at $30^\circ C$ (see Table 2).

Tank	Salt in mixture	<i>RH</i> (%)	Aqueous tension (torr)
1	KOH	7	2.2
2	K_2SO_4	96	30
3	$MgCl_2$	33	11
4	$Mg(NO_3)_2$	52	17
5	NaCl	75	24

Experiment 3

Experiment 1 was repeated except that the temperature in each tank was maintained at $60^\circ C$ (see Table 3).

Tank	Salt in mixture	<i>RH</i> (%)	Aqueous tension (torr)
1	KOH	5	7.5
2	K_2SO_4	96	140
3	$MgCl_2$	30	45
4	$Mg(NO_3)_2$	43	64
5	NaCl	75	110

Tables adapted from James G. Speight, *Lange's Handbook of Chemistry*, 16th ed. ©2005 by McGraw-Hill, Inc.

24. When the results of Experiment 2 were recorded, the moisture content of the air was *lowest* in which tank?

- F. Tank 1
- G. Tank 2
- H. Tank 3
- J. Tank 4

25. Suppose another salt, KCl, had been tested in Experiment 3 and that the *RH* recorded for KCl was 81%. The aqueous tension for KCl would most likely have been:

- A. less than 45 torr.
- B. between 45 torr and 110 torr.
- C. between 110 torr and 140 torr.
- D. greater than 140 torr.



26. A student predicted that for a given salt in Experiments 1–3, RH would always *decrease* as temperature increased. This prediction was consistent with the results for which, if any, of the salts listed below?
- I. $MgCl_2$
 - II. $Mg(NO_3)_2$
 - III. $NaCl$
- F. I only
 - G. I and II only
 - H. II and III only
 - J. Neither I, II, nor III
27. A student predicted that under any of the conditions used in Experiments 1–3, if the RH in any 2 tanks was the same, then the aqueous tensions of the salt mixtures in the tanks would be the same. Do the results of Experiments 2 and 3 support this claim?
- A. Yes; the RH in Tank 2 in Experiment 2 was equal to the RH in Tank 3 in Experiment 3, and the aqueous tensions were the same.
 - B. Yes; the RH in Tank 5 in Experiment 2 was equal to the RH in Tank 5 in Experiment 3, and the aqueous tensions were the same.
 - C. No; the RH in Tank 2 in Experiment 2 was equal to the RH in Tank 3 in Experiment 3, but the aqueous tensions were different.
 - D. No; the RH in Tank 5 in Experiment 2 was equal to the RH in Tank 5 in Experiment 3, but the aqueous tensions were different.
28. What was the purpose of the first procedure that was carried out on Day 1?
- F. To remove any H_2O present in the tanks
 - G. To make different aqueous salt solutions to place in the tanks
 - H. To ensure that the temperature in each tank was constant
 - J. To ensure that the aqueous tension of the salt mixture in each tank was constant
29. In Experiments 1–3, was RH an independent variable or a dependent variable?
- A. Independent, because RH was a factor established directly by the chemists.
 - B. Independent, because RH was a result measured by the chemists.
 - C. Dependent, because RH was a factor established directly by the chemists.
 - D. Dependent, because RH was a result measured by the chemists.

Passage VI

The pressure, P_L , exerted by a liquid varies with the depth, D , below the surface of the liquid and with the liquid's density, ρ . If a tank of liquid is open to the atmosphere, the total pressure, P_T , at D equals P_L at D plus the atmospheric pressure, P_A .

Table 1 lists ρ , in kilograms per cubic meter (kg/m^3), for 4 liquids at 25°C .

Liquid	ρ (kg/m^3)
Carbon tetrachloride	1,580
Ethanol	786
Ethylene glycol	1,130
Water	997

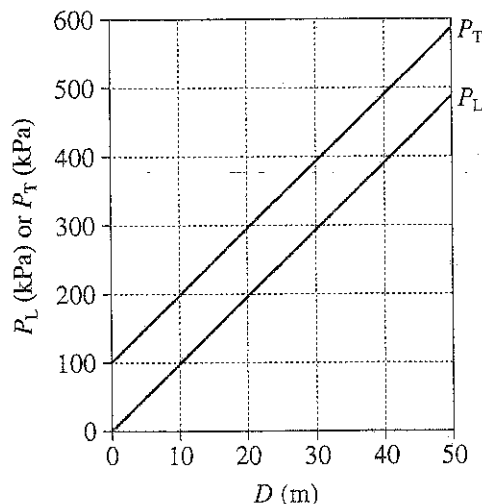


Figure 2

Figure 1 shows, for $D = 10$ m, a graph of P_L (in kilopascals, kPa) versus ρ ($1 \text{ kPa} = 10^3 \text{ Pa} = 10^3 \text{ newtons}/\text{m}^2$). Figure 2 shows a graph of P_L versus D and a graph of P_T versus D for 25°C water in a tank that was open to the atmosphere on a particular day.

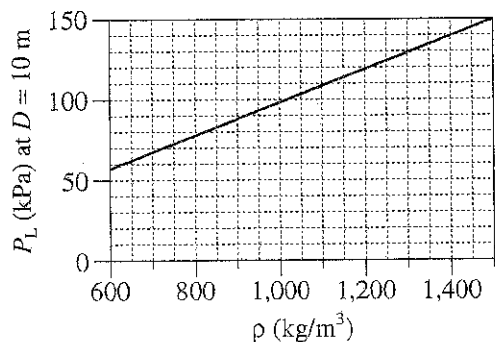


Figure 1

30. What is the correct ranking of the liquids listed in Table 1, from the liquid with the least density at 25°C to the liquid with the greatest density at 25°C ?
- F. Carbon tetrachloride, ethanol, ethylene glycol, water
- G. Carbon tetrachloride, ethylene glycol, water, ethanol
- H. Water, ethanol, carbon tetrachloride, ethylene glycol
- J. Ethanol, water, ethylene glycol, carbon tetrachloride



31. Based on Table 1 and Figure 1, compared to P_L at $D = 10$ m in 25°C ethanol, P_L at $D = 10$ m in 25°C carbon tetrachloride will be approximately:
- A. $\frac{1}{4}$ as great.
 - B. $\frac{1}{2}$ as great.
 - C. 2 times as great.
 - D. 4 times as great.
32. Based on Table 1, the mass of 3 m^3 of ethylene glycol at 25°C would be closest to which of the following values?
- F. 1,130 kg
 - G. 2,260 kg
 - H. 3,390 kg
 - J. 4,520 kg
33. Based on Figure 2, the relationship between P_L (in kPa) and D (in m) for the water in the tank is best represented by which of the following equations?
- A. $P_L = 9.8 \times D$
 - B. $P_L = \frac{D}{9.8}$
 - C. $P_L = 19.6 \times D$
 - D. $P_L = \frac{D}{19.6}$
34. Based on Figure 2, on the particular day, 20 m below the surface of the water in the open tank, P_L plus P_A was closest to which of the following values?
- F. 100 kPa
 - G. 200 kPa
 - H. 300 kPa
 - J. 400 kPa

Passage VII

In some locations, drainage water from agricultural areas contains *selenium* (Se), a substance that can be harmful to wildlife. Se can be removed from water by plant uptake or by adsorption onto soil and organic particles. Three studies were done to examine Se removal by human-made wetlands.

Study 1

Five open-water wetlands (Wetlands 1–5), each 15 m × 76 m in area, were constructed at a location in May 1997. At that time, 4 of the wetlands were planted with the same density of 1 or 2 types of wetland plants. From January 1998 through December 2000, drainage water containing an average Se concentration of 22 micrograms per liter (µg/L) was continuously fed into each wetland at a flow rate of 300 m³/day. The average *residence time* (RT, how long a volume of water remained in the wetland) was determined for each wetland (see Table 1).

Wetland	Type(s) of plants in wetland	Average RT (days)
1	bulrush	11
2	none	5
3	cordgrass	10
4	bulrush and cordgrass	19
5	cattail	13

Study 2

Every week from January 1998 through December 2000, the outflow water from each wetland was sampled and analyzed for Se. The average annual Se concentration of the outflow was determined for each year (see Figure 1).

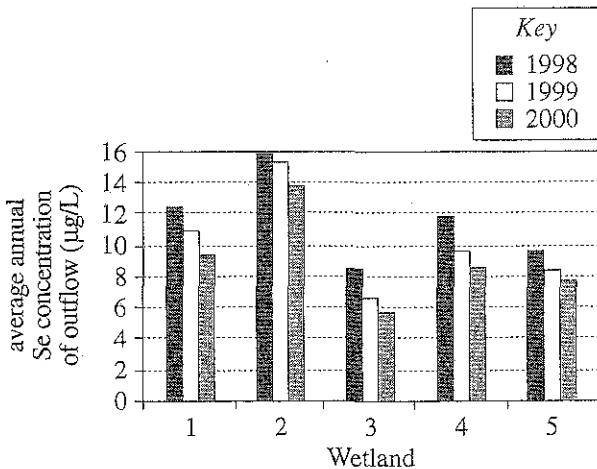


Figure 1

Study 3

In December 2000, samples of each of the following materials were collected from several locations in each wetland: fallen *plant litter* (dead but not decayed plant matter), *organic detritus* (decayed organic matter on top of the soil), and the top 5 cm of the soil. The samples of each material were analyzed for Se, and their average Se concentration, in milligrams per kilogram dry weight (mg/kg dw), was determined (see Figure 2).

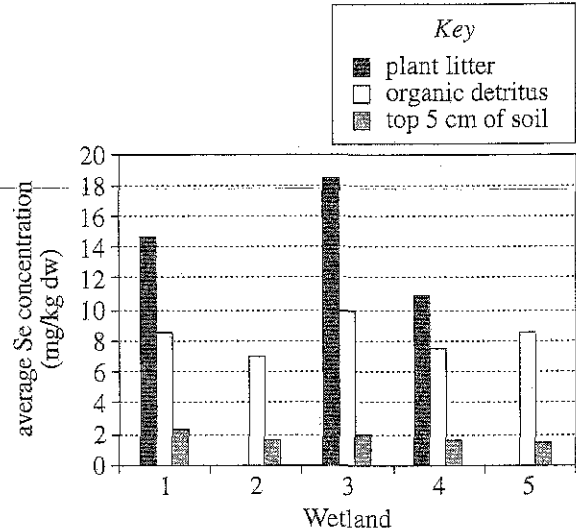


Figure 2

Table and figures adapted from S. Gao et al., "Selenium Removal and Mass Balance in a Constructed Flow-Through Wetland System." ©2003 by the American Society of Agronomy, the Crop Science Society of America, and the Soil Science Society of America.

- 35. Figure 2 indicates that the average Se concentration of organic detritus, averaged across all 5 wetlands, was closest to which of the following?
 - A. 2 mg/kg dw
 - B. 5 mg/kg dw
 - C. 8 mg/kg dw
 - D. 11 mg/kg dw
- 36. In the studies, which wetland served as the control for the effect of plants on Se removal?
 - F. Wetland 1
 - G. Wetland 2
 - H. Wetland 3
 - J. Wetland 4



37. Is the statement "The outflow having the least average annual Se concentration for 1999 was from the wetland having the greatest average RT" supported by the results of Studies 1 and 2?
- A. Yes; Wetland 4 had the greatest average RT, and the outflow from Wetland 4 had the least average annual Se concentration for 1999.
 - B. Yes; Wetland 5 had the greatest average RT, and the outflow from Wetland 5 had the least average annual Se concentration for 1999.
 - C. No; Wetland 4 had the greatest average RT, but the outflow from Wetland 4 did not have the least average annual Se concentration for 1999.
 - D. No; Wetland 5 had the greatest average RT, but the outflow from Wetland 5 did not have the least average annual Se concentration for 1999.
38. Water having an Se concentration of 5 $\mu\text{g/L}$ or greater is considered harmful to wetland wildlife. If Study 2 had been continued through December 2001, which wetland would most likely have produced outflow in 2001 having an average annual Se concentration no longer considered harmful to wetland wildlife?
- F. Wetland 1
 - G. Wetland 2
 - H. Wetland 3
 - J. Wetland 4
39. Why was the unit of measurement for Se concentration different in Studies 2 and 3? In Study 2, the Se concentration:
- A. of a liquid was being determined, whereas in Study 3, the Se concentration of each of several solids was being determined.
 - B. of each of several solids was being determined, whereas in Study 3, the Se concentration of a liquid was being determined.
 - C. of a liquid was being determined, whereas in Study 3, the Se concentration of a different liquid was being determined.
 - D. of a solid was being determined, whereas in Study 3, the Se concentration of a different solid was being determined.
40. Do the results of Study 3 for Wetlands 1, 3, and 4 indicate that in these wetlands, plant uptake reduced the Se concentration of the water more than did adsorption onto soil particles?
- F. Yes; in these wetlands, the average Se concentration of the plant litter was greater than the average Se concentration of the top 5 cm of soil.
 - G. Yes; in these wetlands, the average Se concentration of the top 5 cm of soil was greater than the average Se concentration of the plant litter.
 - H. No; in these wetlands, the average Se concentration of the plant litter was greater than the average Se concentration of the top 5 cm of soil.
 - J. No; in these wetlands, the average Se concentration of the top 5 cm of soil was greater than the average Se concentration of the plant litter.

END OF TEST 4

STOP! DO NOT RETURN TO ANY OTHER TEST.

ACT ASSESSMENT TEST INFORMATION RELEASE REPORT
TEST DATE = 04/12 TEST FORM = 70G TEST CENTER = 18251

ITEM 1 1111111112 2222222223 3333333334 4444444445 5555555556 6666666667 77777
NUMBER 1234567890 1234567890 1234567890 1234567890 1234567890 1234567890 1234567890 12345

ENGLISH
CORRECT ANSWER AGCFCJCGAG DHCGAHBJBF AGDJAJBHCF AFDFAHBGDH AJCFBJDHDH BHDGBFDGCGJ DGCHDFAJAJ BJDGC
YOUR ANSWER ++++++ ++++++ **A+++++J ++++++DF+F ++++++F** ++++++A+ +++G+++H++ ++++++
SUBSCORE RUUURRURR UURURRRRU UURRUUUUR UURRUUUUU URURUURRU RUUUURRRU UURUURURUR URRRR

MATHEMATICS
CORRECT ANSWER BJCCEGCKCH AKCGCKDGDG AKDHEGCKCJ CFEFCGBGEJ CFEHAJDGAG AJDKAKDJAK
YOUR ANSWER +G++++B+AF +FA++++HB+ ++++B++G+K +++K++++F ++BK+++F+K ++C+D+EHBF
SUBSCORE AAATAAAAA GAGTAGTAAA GATTTGATAT TAGTTATGAG TGGAGGAGGT GATGTTGAGT

READING
CORRECT ANSWER AHAHCGDGDJ DHBHDFBFBJ BHC GDJBHAJ AHAGBFBHAJ
YOUR ANSWER +++++FAF++ ++++++ +HCG+F++ +HA++GBG
SUBSCORE LLLLLLLLLL SSSSSSSSS LLLLLLLLLL SSSSSSSSS

SCIENCE
CORRECT ANSWER BFBGCBJAH CJAGDJBFBF BGAFCGDFDJ CHAHCGCHAF
YOUR ANSWER ++++++ ++++++A+++ C+B++H++A+ A++J+HBG++

1st Row: Correct responses to the items on the ACT tests.

0006290

2nd Row: Your Responses:

- A plus (+) indicates your response was correct.
- A letter (A through K) is the response you chose, if your answer was incorrect.
- A dash (-) indicates you omitted the item.
- An asterisk (*) indicates you gridded more than one response.

3rd Row: If the test includes subscores, one of the letters below indicates the category to which each item belongs:

- English: U = Usage/Mechanics
R = Rhetorical Skills
- Math: A = Pre-Algebra/Elementary Algebra
G = Intermediate Algebra/Coordinate Geometry
T = Plane Geometry/Trigonometry
- Reading: S = Social Studies/Sciences
L = Arts/Language

Explanation of Procedures Used to Obtain Scale Scores from Raw Scores

On each of the four tests on which you marked any responses, the total number of correct responses yields a raw score. Use the table below to convert your raw scores to scale scores. For each test, locate and circle your raw score or the range of raw scores that includes it in the table below. Then, read across to either outside column of the table and circle the scale score that corresponds to that raw score. As you determine your scale scores, enter them in the blanks provided on the right. The highest possible scale score for each test is 36. The lowest possible scale score for any test on which you marked any responses is 1.

Next, compute the Composite score by averaging the four scale scores. To do this, add your four scale scores and divide the sum by 4. If the resulting number ends in a fraction, round it off to the nearest whole number. (Round down any fraction less than one-half; round up any fraction that is one-half or more.) Enter this number in the blank. This is your Composite score. The highest possible Composite score is 36. The lowest possible Composite score is 1.

ACT Test 70G	Your Scale Score
English	_____
Mathematics	_____
Reading	_____
Science	_____

Sum of scores _____

Composite score (sum ÷ 4) _____

NOTE: If you left a test completely blank and marked no items, do not list a scale score for that test. If any test was completely blank, do not calculate a Composite score.

Scale Score	Raw Scores				Scale Score
	Test 1 English	Test 2 Mathematics	Test 3 Reading	Test 4 Science	
36	75	59-60	40	39-40	36
35	74	58	—	38	35
34	72-73	56-57	39	37	34
33	71	55	38	—	33
32	—	54	37	36	32
31	70	53	36	35	31
30	69	51-52	35	34	30
29	67-68	50	34	33	29
28	66	48-49	33	32	28
27	65	45-47	32	31	27
26	63-64	42-44	31	30	26
25	61-62	39-41	30	28-29	25
24	58-60	36-38	29	26-27	24
23	55-57	33-35	27-28	25	23
22	53-54	31-32	25-26	23-24	22
21	50-52	29-30	24	21-22	21
20	47-49	28	22-23	19-20	20
19	44-46	26-27	21	18	19
18	42-43	23-25	20	17	18
17	40-41	19-22	18-19	15-16	17
16	38-39	15-18	17	14	16
15	34-37	11-14	15-16	13	15
14	32-33	9-10	14	12	14
13	30-31	7-8	12-13	11	13
12	28-29	6	10-11	10	12
11	26-27	5	9	9	11
10	23-25	4	7-8	7-8	10
9	21-22	3	6	6	9
8	17-20	—	—	5	8
7	14-16	2	5	4	7
6	11-13	—	4	3	6
5	9-10	1	3	—	5
4	7-8	—	—	2	4
3	5-6	—	2	1	3
2	3-4	—	1	—	2
1	0-2	0	0	0	1